

# Self-filtering FFP2 NR mask

Personal protective equipment

Manufactured according to the EN 149:2001+A1:2009 standard

Made in Spain

CE 0161

# UR+k2

## PRODUCT INFORMATION:

The UR+k2 disposable self-filtering FFP2 NR mask protects against particles and aerosols (both solid and liquid) provided that the oxygen concentration is higher than 19.5% of the volume. With a minimum filtration level of 95% it is classed as type III according to the levels for bacterial filtration in personal protective equipment (PPE).

It comes with adjustable straps to hold the mask over your ears, and a wider nose strip for greater comfort and breathability.

Other information:

- Non-reusable FFP2 masks (NR)
- One size
- Made in Spain
- Hydrophilic
- Wearing time of 8 hours
- Ergonomic nose strip
- Electrostatic filter for easier breathing
- Anatomically adapted to efficiently block the penetration of particles
- Length can be adjusted using the strap system for a better fit
- Packaged in recyclable cardboard boxes with 10, 20 or 50 units, and each mask is individually wrapped inside



*Shelf life of 2 years under specific storage conditions.*

## TECHNICAL INFORMATION:

*An element of personal protective equipment, the self-filtering mask is made up of 4 layers of material and has a wide nose strip for greater comfort. The outer and inner layers are hydrophilic so they repel moisture.*


*Blue in colour, each unit weighs 7.7 g (+/- 5%) and is made up of 4 layers of non-woven fabric.*

*Each mask comes individually packed in plastic and, in turn, they are sold in cardboard boxes holding 10, 20 or 50 units. Each pack displays the batch information and the expiry dates for the product, as well as the packaging conditions.*

*According to the EN 149:2001+A1:2009 standard, the materials can be tracked throughout the manufacturing process, as well as guaranteeing the end quality of the product and its filtering characteristics, as approved.*

*Keep away from heat sources. Keep in a well-ventilated indoor space, with a humidity level below 80% and away from corrosive gases.*

## PLACING AND REMOVING MASKS



Wash your hands for 40-60 seconds before handling the mask.



Only touch the elastic straps.




Place the elastic straps behind your ears.



Make sure the mask covers your nose and mouth and that there are no significant gaps between your face and the mask.




Pinch the nose strap to fit snugly over your nose.




Wash your hands before removing the mask.



Only touch the elastic straps when removing the mask.



To dispose of the used mask, place it in a plastic bag, close and throw in a bin.



Insert the mask straps as shown in the picture.



### Contact details:

Sales and customer service in Spain: Tel.:  
94 662 04 48  
email: [urmask@urmask.eu](mailto:urmask@urmask.eu)

### Details of the manufacturer:

- **Urbegi Servicios Auxiliares, SLU**  
CIF B95221891  
Polígono Industrial El Páramo, Pabellón B7  
48800 Balmaseda (Bizkaia, Spain)
- **Equipos de Protección Mirandeses, SL**  
CIF B01951920  
Polígono Industrial Bayas  
Calle los corrales, parcelas 33/35  
09200 Miranda de Ebro (Burgos,  
Spain)

Product information at: [www.urmask.eu/ffp2](http://www.urmask.eu/ffp2)